



Search Techniques: **Field & Phrase Searching**

Field Searching

Field Searching: Examples

Field Searching: Benefits

Phrase Searching

Phrase Searching: Using Proximity Operators

Search Techniques: Field Searching

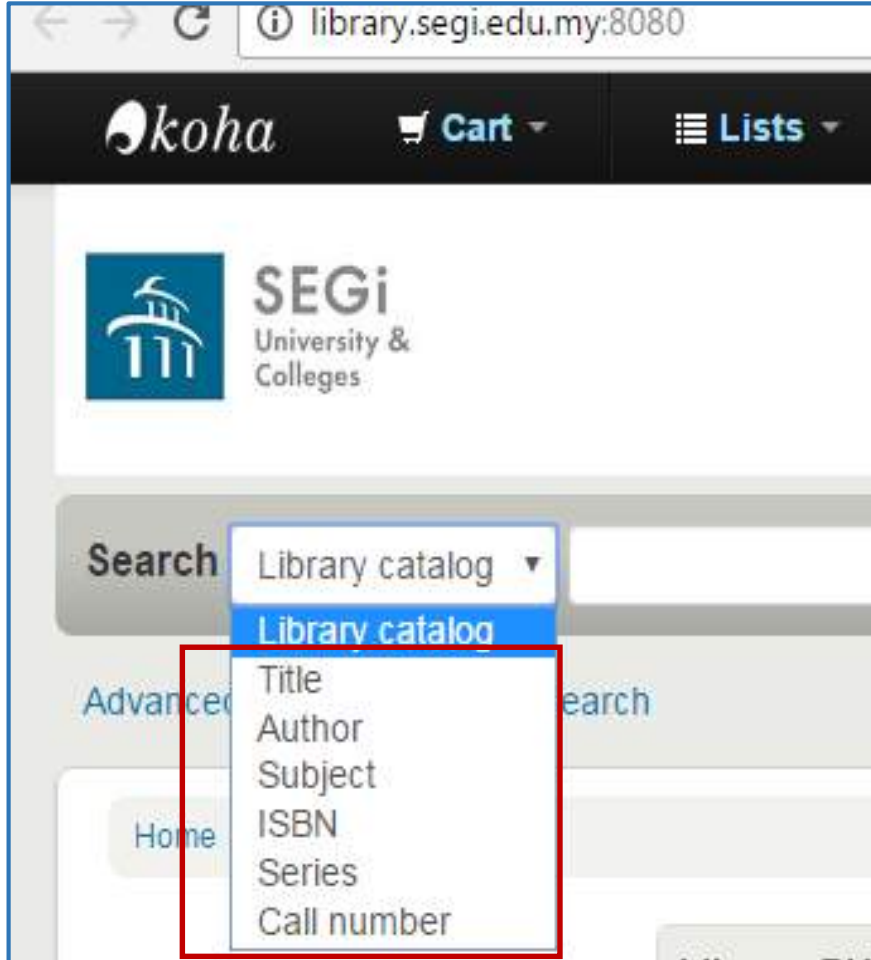
Records in electronic databases and library catalogues have fields and subfields to display information of the item concerned. We can search these fields to look for resources that is relevant to our needs.

Example of fields used are:

[illegible]

Search Techniques: **Field Searching: Examples**

Fields for library books



library.segi.edu.my:8080

koha Cart Lists

SEGi University & Colleges

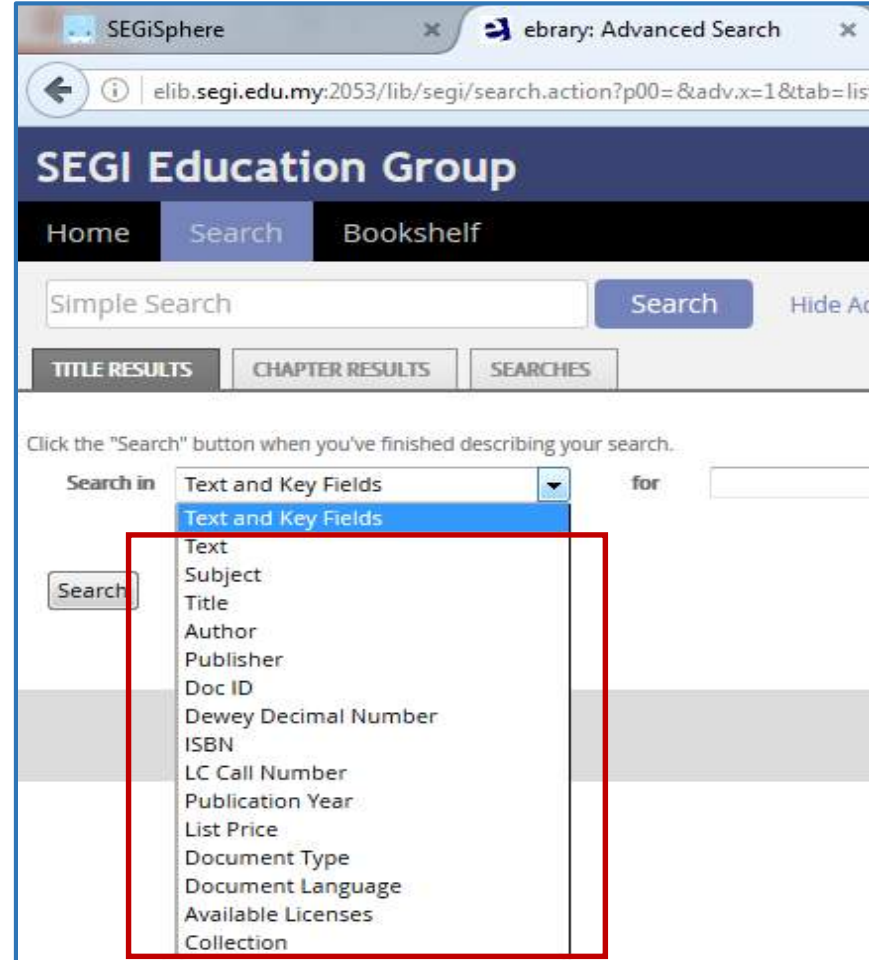
Search Library catalog

Advanced Search

Home

Title
Author
Subject
ISBN
Series
Call number

Fields for e-books in Ebrary



SEGiSphere ebrary: Advanced Search

elib.segi.edu.my:2053/lib/segi/search.action?p00=&adv.x=1&tab=list

SEGi Education Group

Home Search Bookshelf

Simple Search Search Hide Ad

TITLE RESULTS CHAPTER RESULTS SEARCHES

Click the "Search" button when you've finished describing your search.

Search in Text and Key Fields for

Search

Text
Subject
Title
Author
Publisher
Doc ID
Dewey Decimal Number
ISBN
LC Call Number
Publication Year
List Price
Document Type
Document Language
Available Licenses
Collection

Book

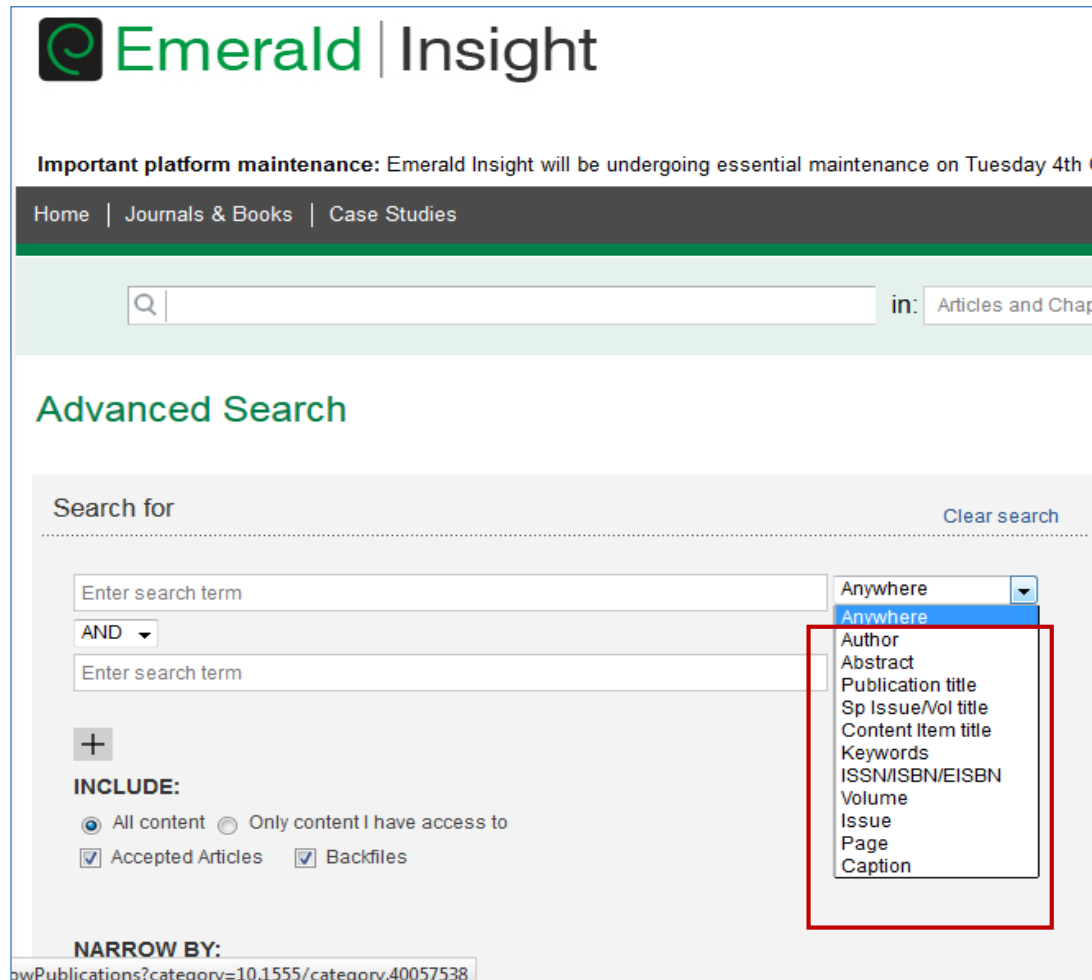
Title
Author
Subject
ISBN
Series
Call
Number
Publisher

E-Book

Subject
Title
Publisher
Doc ID
Dewey No.
ISBN
LC No.
Publication
year
Available
licenses
Collection

Search Techniques: Field Searching: Examples

Fields for journals & ebooks in Emerald



Emerald | Insight

Important platform maintenance: Emerald Insight will be undergoing essential maintenance on Tuesday 4th C

Home | Journals & Books | Case Studies

Search in: Articles and Chap

Advanced Search

Search for Clear search

Enter search term Anywhere
Anywhere
Author
Abstract
Publication title
Sp Issue/Vol title
Content Item title
Keywords
ISSN/ISBN/EISBN
Volume
Issue
Page
Caption

AND

Enter search term

INCLUDE:

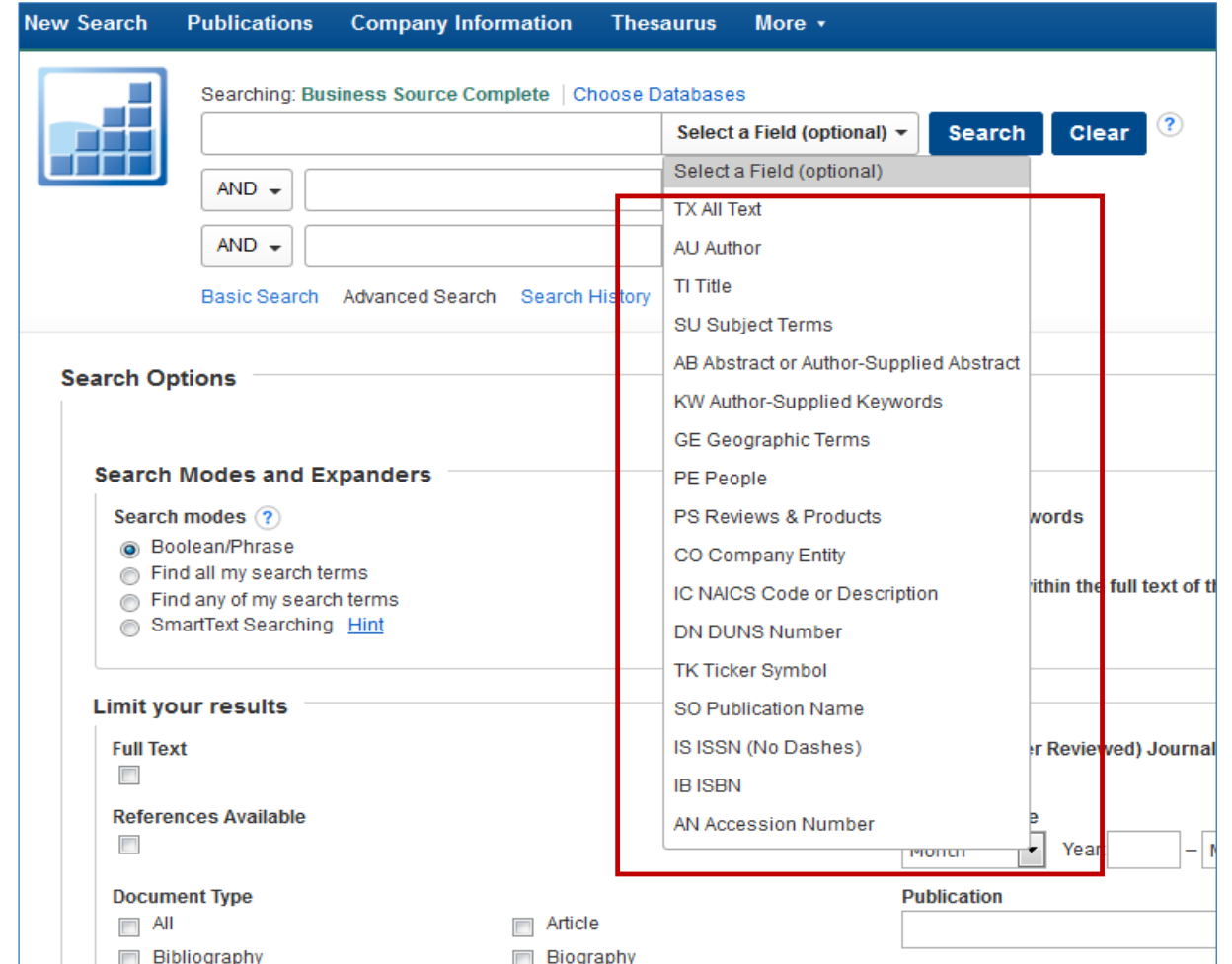
☒ All content ☐ Only content I have access to

☒ Accepted Articles ☒ Backfiles

NARROW BY:

bwPublications?category=10.1555/category.40057538

Fields for journals in EBSCOHost



New Search Publications Company Information Thesaurus More ▾

Searching: Business Source Complete | Choose Databases

Select a Field (optional) Search Clear ?

Select a Field (optional)

- TX All Text
- AU Author
- TI Title
- SU Subject Terms
- AB Abstract or Author-Supplied Abstract
- KW Author-Supplied Keywords
- GE Geographic Terms
- PE People
- PS Reviews & Products
- CO Company Entity
- IC NAICS Code or Description
- DN DUNS Number
- TK Ticker Symbol
- SO Publication Name
- IS ISSN (No Dashes)
- IB ISBN
- AN Accession Number

Basic Search Advanced Search Search History

Search Options

Search Modes and Expanders

Search modes ?

- ☒ Boolean/Phrase
- ☐ Find all my search terms
- ☐ Find any of my search terms
- ☐ SmartText Searching [Hint](#)

Limit your results

Full Text

☐

References Available

☐

Document Type

☐ All ☐ Article ☐ Biography

☐ Bibliography

Publication

Month Year

Search Techniques: **Field Searching: Benefits**

Most databases provide drop down menus for fields in a record e.g. author, title, publisher, etc. The selection of fields differ for each database.

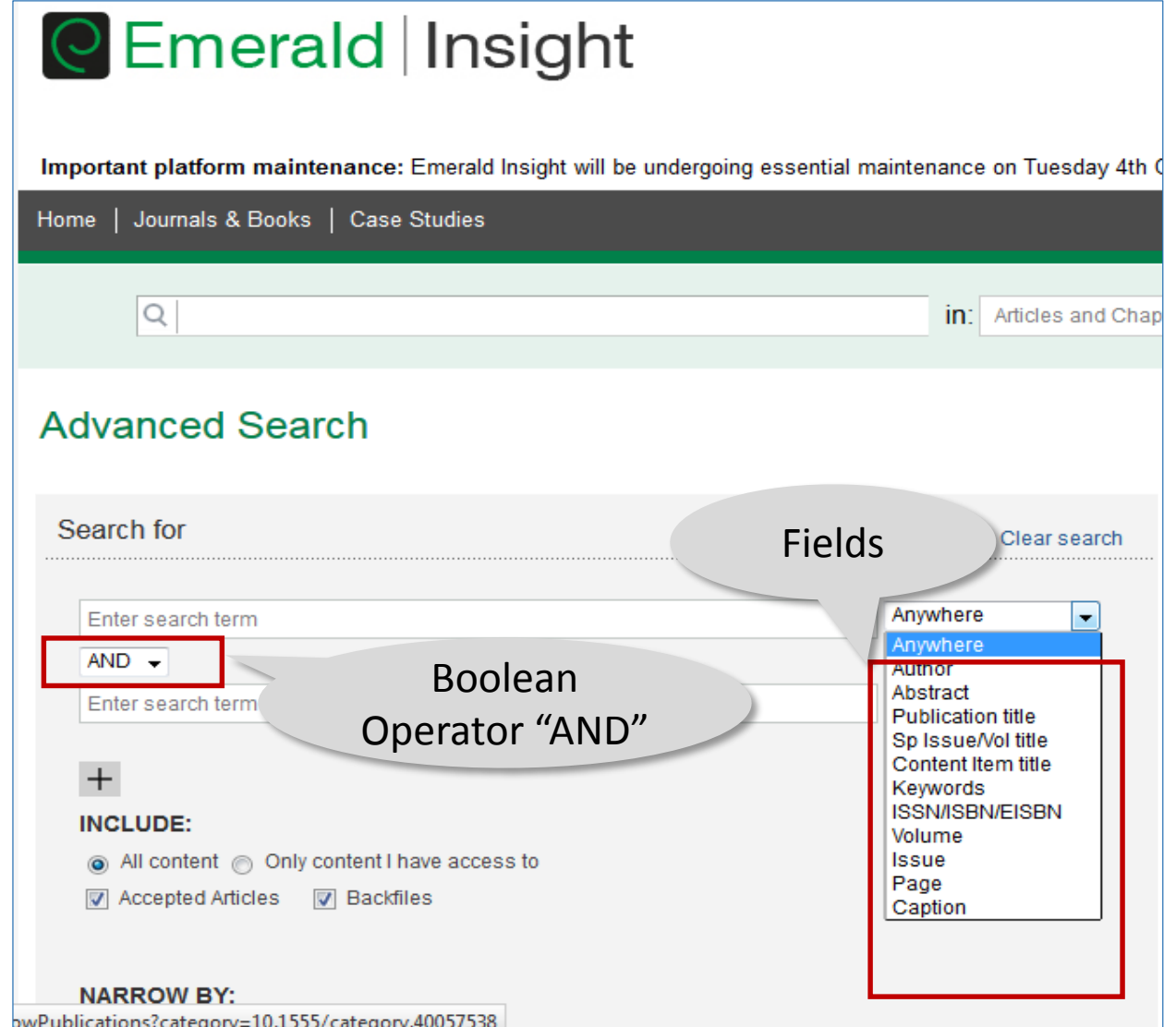
Benefits of searching by field:

Search results are more specific e.g. if we know the author's name we can search according to "Author".

Normally in the Advanced Search various fields can be searched simultaneously coupled with the use of Boolean Operators to result in more precise results.

If we do not specify the field, the search results will be too many for us to sift through.

Sometimes fewer but relevant results are more helpful than too many results.



The screenshot shows the Emerald Insight website's Advanced Search page. A search bar at the top contains a magnifying glass icon and the text "in: Articles and Chap". Below the search bar, the "Advanced Search" section is visible. It includes a "Search for" label, a "Clear search" link, and two input fields for "Enter search term". A red box highlights the "AND" Boolean operator dropdown menu, with a callout bubble labeled "Boolean Operator 'AND'". Another red box highlights the "Fields" dropdown menu, which is open and shows a list of search fields: "Anywhere", "Author", "Abstract", "Publication title", "Sp Issue/Vol title", "Content Item title", "Keywords", "ISSN/ISBN/EISBN", "Volume", "Issue", "Page", and "Caption". A callout bubble labeled "Fields" points to this dropdown menu. Below the search fields, there is a "+" sign, an "INCLUDE:" section with radio buttons for "All content" and "Only content I have access to", and checkboxes for "Accepted Articles" and "Backfiles". At the bottom, there is a "NARROW BY:" section. The URL at the bottom of the page is "http://www.emeraldinsight.com/doi/10.1555/category.40057538".

Search Techniques: **Phrase Searching**

Different databases search phrases differently.

1. The phrase is searched with the words in the order they are typed into the search box.
2. A Boolean “AND” is automatically placed between words in the phrase. That means all the words must be present in the search result but not necessarily in order they are typed into search box.
3. Phrase searching can be done in Simple, Advanced and Guided Search.

Example from EBSCOhost User Guide

1. Stop words (e.g. the, for, of and after) are replaced by any other one word. If you enter 2 stop words then they will be automatically replaced by any other 2 words.
2. Using quotation marks (“”) will inform the database to give priority to this command (stop words in phrase will still be ignored). Even if one word in the phrase is in a field it will still override field searching. It will also override “Find All My Search Terms” command.

https://help.ebsco.com/interfaces/EBSCO_Guides/EBSCO_Interfaces_User_Guide/How_are_phrases_searched

Search Techniques: **Phrase Searching: Using Proximity Operators**

Using proximity operators in phrase search for more precision compared to Boolean.

Common proximity operators:

w# = with

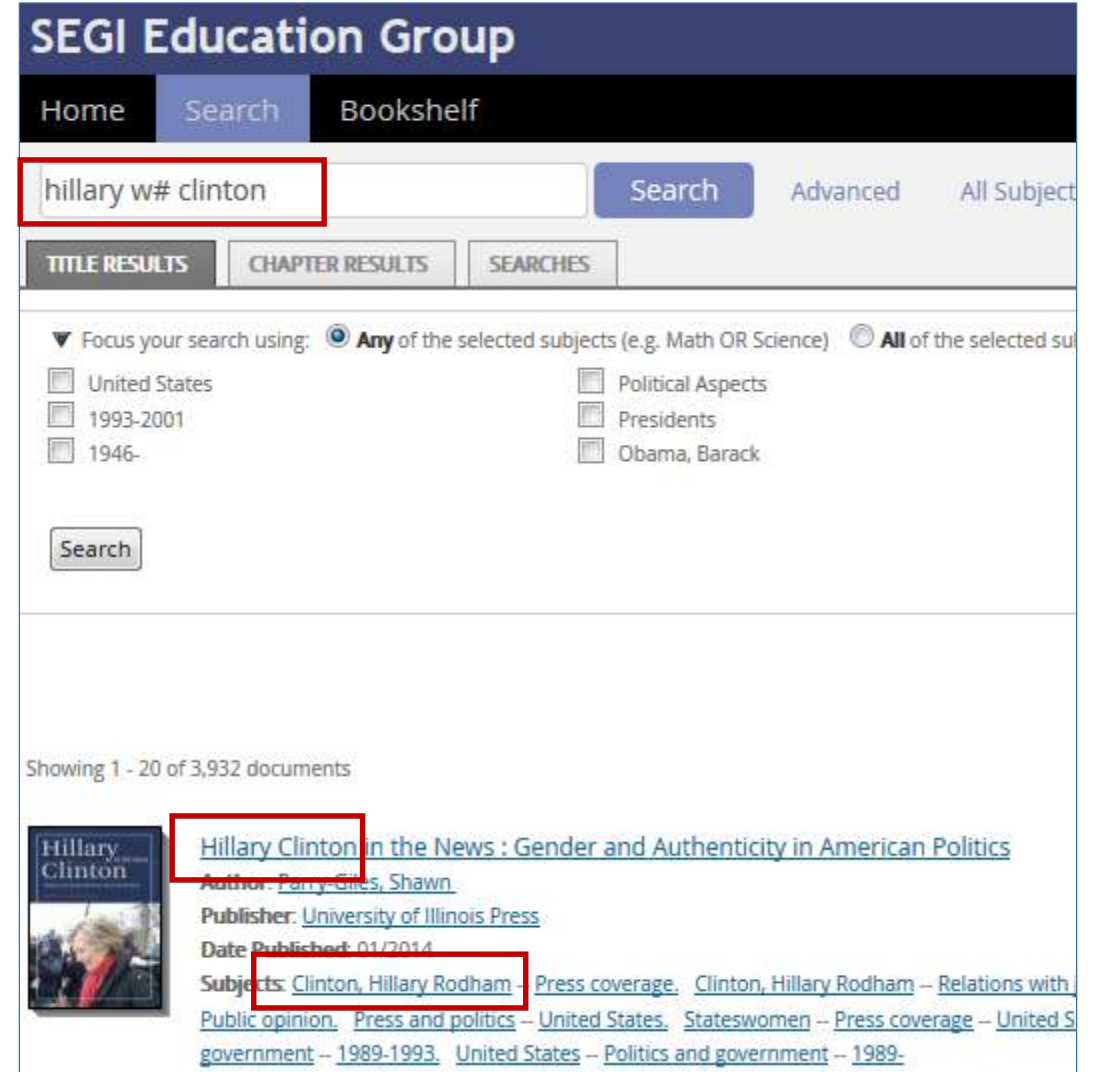
With specifies that words are searched in the order they are typed in.

can be replaced by any number to state number of words in between phrase words.

e.g. stem w cell searches stem cell

Hillary w2 Clinton gets results Hillary Clinton, Hillary Rodham Clinton and Clinton Hillary Rodham in any field of a record.

<http://libguides.mit.edu/c.php?g=175963&p=1158825>



The screenshot displays the SEGi Education Group search interface. At the top, there are navigation tabs for Home, Search, and Bookshelf. The Search tab is active, and the search input field contains the query "hillary w# clinton". To the right of the input field are buttons for "Search", "Advanced", and "All Subject". Below the input field, there are tabs for "TITLE RESULTS", "CHAPTER RESULTS", and "SEARCHES". The "TITLE RESULTS" tab is selected. Underneath, there is a section for "Focus your search using:" with two radio buttons: "Any of the selected subjects (e.g. Math OR Science)" (selected) and "All of the selected subjects". Below this are several checkboxes for filtering: "United States", "1993-2001", "1946-", "Political Aspects", "Presidents", and "Obama, Barack". A "Search" button is located below these filters. The results section shows "Showing 1 - 20 of 3,932 documents". The first result is "Hillary Clinton in the News : Gender and Authenticity in American Politics" by Shawn Parry-Giles, published by the University of Illinois Press in 01/2014. The "Subjects" field for this result includes "Clinton, Hillary Rodham", "Press coverage", "Clinton, Hillary Rodham -- Relations with", "Public opinion", "Press and politics -- United States", "Stateswomen -- Press coverage -- United S", "government -- 1989-1993", "United States -- Politics and government -- 1989-".



SEGi
College
Subang Jaya
A member of
SEGi University Group

Search Techniques

**Please connect with the Library should you need
to attend hands-on basic search skills sessions.
Thank you very much.**